



SPECIALIZED IN
SHOP AND HOTEL LIGHTING

BILLILUX

Company profile

BILLILUX lighting Co. Ltd, one manufacturer and trading company, specialized in designing and producing commercial LED lighting especially in Hotel and shop lighting, with factory located in Shenzhen China and 85% goods are exported abroad.

ODM&OEM business are both welcomed.

We have a first -rate R&D team with rich experience in lighting field,

We differ from others in below points:

- (1) private tooling make products to stand out from market crowd with unique outlook.
- (2) Perfect luminous efficiency
- (3) Strong R&D team, adequenty production capacity and excellent quality control system to assure realiable quality;
- (4) Warranty of Bililux products:3-5 years;

Billilux products are widely applied in museums, clothing stores, restaurants, hotels and other commercial places.

Billilux aim to“Become the first-class commercial lighting brand”,lighting not only lamps, but also an art. We enjoy the light togetherwith all customers.



CONTENT



01

Track Light



10

Hotel Spot
Downlight



05

Pendant Light



13

Pro Downlight



06

Shop Downlight



19

Surface Mounted
Downlight



07

Grill Light



21

Floodlight



08

Evo Spot
Downlight



22

Lighting Source



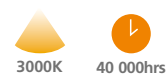
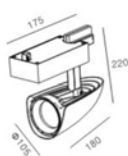
Apollo I Track Light



The BILLILUX Apollo I series Track light has high quality performance and long lifetime.

- Thermally engineered heatsink is robust and offers cooler operation
- High quality COB LED inside, high performance.
- 40000 hours lifetime
- Ra80,Ra95 are optional
- 3 years guarantee

Track Light Series



Model No.	Input Voltage(V)	Wattage (W)	Beam Angle (°)	Luminous Flux (lm)	Colour Temp.(K)	Dimmable	Rated Life (hrs)	Dimension (mm)	Energy Label	Product Photo
AP I -40V-830-10/24/38/60	AC 100-240V	40	10/24/38/60	3500	3000	No	40000	Ø105*180*220	A	
AP I -30V-830-10/24/38/60	AC 100-240V	40	10/24/38/60	2500	3000	No	40000	Ø105*180*220	A	

* Phase dimmable and 1-10V dimmable version are optional

Apollo II Track Light



The BILLILUX Apollo II series Track light has high quality performance and long lifetime.

- Thermally engineered heatsink is robust and offers cooler operation
- High quality COB LED inside, high performance.
- 40000 hours lifetime
- Ra80,Ra95 are optional
- 3 years guarantee

Track Light Series



3000K 40 000hrs

Model No.	Input Voltage(V)	Wattage (W)	Beam Angle (°)	Luminous Flux (lm)	Colour Temp.(K)	Dimmable	Rated Life (hrs)	Dimension (mm)	Energy Label	Product Photo
AP II -40V-830-10/24/38/60	AC 100-240V	40	10/24/38/60	3500	3000	No	40000	Ø100*169*42	A	
AP II -30V-830-10/24/38/60	AC 100-240V	30	10/24/38/60	2500	3000	No	40000	Ø90*156*42	A	
AP II -20V-830-10/24/38/60	AC 100-240V	20	10/24/38/60	1600	3000	No	40000	Ø80*149*42	A	

* Phase dimmable and 1-10V dimmable version are optional

Apollo III Track Light



The BILLILUX Apollo III series Track light has high quality performance and long lifetime.

Thermally engineered heat sink is robust and offers cooler operation

- High quality COB LED inside, high performance.
- 40000 hours lifetime
- Ra80, Ra95 are optional
- 3 years guarantee

Track Light Series



3000K 40 000hrs

Model No.	Input Voltage(V)	Wattage (W)	Beam Angle (°)	Luminous Flux (lm)	Colour Temp.(K)	Dimmable	Rated Life (hrs)	Dimension (mm)	Energy Label	Product Photo
APIII-30V-830-10/24/38	AC 100-240V	30	10/24/38	2500	3000	No	40000	Ø90*220*235	A	
APIII-20V-830-10/24/38	AC 100-240V	20	10/24/38	1600	3000	No	40000	Ø80*220*230	A	
APIII-12V-830-10/24/38	AC 100-240V	12	10/24/38	1000	3000	No	40000	Ø60*185*225	A	

* Phase dimmable and 1-10V dimmable version are optional

Fairy Series Track Light



The BILLILUX Track light has mini profile, high performance and long lifetime.

High quality COB LED inside, high performance.

- Ra80, Ra95 are optional
- 40000 hours lifetime
- 3 years guarantee

Track Light Series



1



2



3



3000K



40 000hrs

Model No.	Input Voltage(V)	Wattage (W)	Beam Angle (°)	Luminous Flux (lm)	Colour Temp.(K)	Dimmable	Rated Life (hrs)	Dimension (mm)	Energy Label	Product Photo
FR I -16T-830-10/24/38	AC 100-240V	2*8	2*810/24/38	1300	3000	No	40000	Ø60*95*260	A	
FR II -8T-830-10/24/38	AC 100-240V	8	810/24/38	650	3000	No	40000	Ø45*120*250	A	
FR III -8T-830-10/24/38	AC 100-240V	8	810/24/38	600	3000	No	40000	Ø40*360	A	

* Phase dimmable and 1-10V dimmable version are optional

Pendant Light



The BILLILUX Pendant light has high quality performance and long lifetime.

High quality COB LED inside, high performance.

- 40000 hours lifetime
- Ra80,Ra95 are optional
- 3 years guarantee

Pendant Light Series




2700K 40 000hrs

Model No.	Input Voltage(V)	Wattage (W)	Beam Angle (°)	Luminous Flux (lm)	Colour Temp.(K)	Dimmable	Rated Life (hrs)	Dimension (mm)	Energy Label	Product Photo
PD1-12V-827-10/24/38/60	AC 100-240V	12	10/24/38/60	1100	2700	No	40000	Ø60*185	A	
PD2-8V-830-10/24/38	AC 100-240V	8	10/24/38	600	2700	No	40000	Ø40*600	A	
PD3-8V-830-10/24/38	AC 100-240V	8	10/24/38	600	2700	No	40000	Ø40*300	A	

* Phase dimmable and 1-10V dimmable version are optional

Shop Downlight



The BILLILUX Shop Downlight are perfect replacement for Metal Halide.

- Thermally engineered heatsink is robust and offers cooler operation
- High quality COB LED inside, high performance.
- 40000 hours lifetime
- 3 years guarantee

Downlight Series



1



2



2700K




40 000hrs

Model No.	Input Voltage(V)	Wattage (W)	Beam Angle (°)	Luminous Flux (lm)	Colour Temp.(K)	Dimmable	Rated Life (hrs)	Dimension (mm)	Cut out (mm)	Energy Label	Product Photo
S5R-40T-830-30	AC 220-240V	40	30	3000	2700	No	40000	Ø158*116	145	A	
T5R-25T-830-20	AC 220-240V	25	24	2000	2700	No	40000	Ø155*120	145	A	

* Phase dimmable and 1-10V dimmable version are optional

Grille Downlight



The BILLILUX Grille Downlight has brilliant light output Powered by High quality COB with consistent color temperature.

Vertical 30 degree rotatable.

- Narrow and Medium beam options for different application
- 40000 hours lifetime
- 3 years guarantee

Grille Downlight Series



Model No.	Input Voltage(V)	Wattage (W)	Beam Angle (°)	Luminous Flux (lm)	Colour Temp.(K)	Dimmable	Rated Life (hrs)	Dimension (mm)	Cut out (mm)	Energy Label	Product Photo
G1R-18D-827-36	AC 220-240V	18	36	1000	2700	YES	40000	Ø170*68	Ø155	A	a+
G1S-18D-827-36	AC 220-240V	18	36	1000	2700	YES	40000	Ø175*175*68	155*155	A	a+
G2S-36D-827-36	AC 220-240V	36	36	2000	2700	YES	40000	Ø325*175*68	300*155	A	a+
G3S-54D-827-36	AC 220-240V	54	36	3000	2700	YES	40000	Ø480*180*68	460*160	A	a+
G1R-25D-827-15/24/36	AC 220-240V	25	15/24/36	1500	2700	YES	40000	Ø170*82	Ø155	A	b+
G1S-25D-827-15/24/36	AC 220-240V	25	15/24/36	1500	2700	YES	40000	Ø175*175*82	155*155	A	b+
G2S-50D-827-15/24/36	AC 220-240V	50	15/24/36	3000	2700	YES	40000	Ø325*175*82	300*155	A	b+
G3S-75D-827-15/24/36	AC 220-240V	75	15/24/36	4500	2700	YES	40000	Ø480*180*82	460*160	A	b+

* Phase dimmable and 1-10V dimmable version are optional

EVO series Downlight Module



The BILLILUX EVO series Downlight has high quality performance and long lifetime. Protect LED from dust and moisture in application space with IP44

- Thermally engineered heatsink is robust and offers cooler operation
- High quality COB LED inside, high performance.
- 40000 hours lifetime
- 3 years guarantee

Downlight Series



1



2



3



3000K




40 000hrs

Model No.	Input Voltage(V)	Wattage (W)	Beam Angle (°)	Luminous Flux (lm)	Colour Temp(K)	Dimmable	Rated Life (hrs)	Dimension (mm)	Cut out (mm)	Energy Label	Product Photo
M35-8T-827-24/36	AC 220-240V	8	24/36	500	3000	Yes	40000	Ø50*38	N/A	A	
M50-10T-827-24/36	AC 220-240V	10	24/36	650	3000	Yes	40000	Ø50*56	N/A	A	
M75-14T-827-24/36	AC 220-240V	14	24/36	900	3000	Yes	40000	Ø50*72	N/A	A	

* DALI, 0-10V and Phase dimming are optional.

Spot Downlight Mounting Ring



The BILLILUX mounting ring has high quality performance. It can match Billilux Module M35, M50 and M75 or standard PAR16 or MR16.

White and black colour are optional.

- Aluminium
- 3 years guarantee

Downlight ring Series



Model No.	Diameter(mm)	Height(mm)	Cut out(mm)	Material	Product No.
MA1W	MA1W	23	75	Al	1
MA2W	MA2W	37	90	Al	2
MF1W	MF1W	43	90	Al	3
MF2W	MF2W	30	75	Al	4

EVO series Downlight M35



The BILLILUX EVO M35 series Downlight has high quality performance and long lifetime. Protect LED from dust and moisture in application space with IP44

- Thermally engineered heatsink is robust and offers cooler operation
- High quality COB LED inside, high performance.
- 40000 hours lifetime
- 3 year guarantee

Downlight Series



1

2

3



2700K


Cut out

40 000hrs

Model No.	Input Voltage(V)	Wattage (W)	Beam Angle (°)	Luminous Flux (lm)	Colour Temp.(K)	Dimmable	Rated Life (hrs)	Dimension (mm)	Cut out (mm)	Energy Label	Product Photo
M35-8T-827-24/36+MA1W	AC 220-240V	8	24/36	500	2700	Yes	40000	Ø85*35	Ø70	A	
M35-8T-827-24/36+MA2W	AC 220-240V	8	24/36	500	2700	Yes	40000	Ø105*56	Ø90	A	
M35-8T-827-24/36+MF1W	AC 220-240V	8	24/36	500	2700	Yes	40000	Ø100*56	Ø90	A	

* DALI, 0-10V and Phase dimming are optional.

EVO series Downlight M50



The BILLILUX EVO M50 series Downlight has high quality performance and long lifetime. Protect LED from dust and moisture in application space with IP44

- Thermally engineered heatsink is robust and offers cooler operation
- High quality COB LED inside, high performance.
- 40000 hours lifetime
- 3 year guarantee


Downlight Series



Model No.	Input Voltage(V)	Wattage (W)	Beam Angle (°)	Luminous Flux (lm)	Colour Temp.(K)	Dimmable	Rated Life (hrs)	Dimension (mm)	Cut out (mm)	Energy Label	Product Photo
M50-10T-827-24/36+MA1W	AC 220-240V	10	24/36	650	2700	Yes	40000	Ø85*62	Ø70	A	
M50-10T-827-24/36+MA2W	AC 220-240V	10	24/36	650	2700	Yes	40000	Ø105*81	Ø90	A	
M50-10T-827-24/36+MF1W	AC 220-240V	10	24/36	650	2700	Yes	40000	Ø100*90	Ø90	A	

* DALI, 0-10V and Phase dimming are optional.

EVO series Downlight M75



The BILLILUX EVO M75 series Downlight has high quality performance and long lifetime. Protect LED from dust and moisture in application space with IP44

- Thermally engineered heatsink is robust and offers cooler operation
- High quality COB LED inside, high performance.
- 40000 hours lifetime
- 3 year guarantee

Downlight Series



Model No.	Input Voltage(V)	Wattage (W)	Beam Angle (°)	Luminous Flux (lm)	Colour Temp.(K)	Dimmable	Rated Life (hrs)	Dimension (mm)	Cut out (mm)	Energy Label	Product Photo
M75-14T-827-24/36+MA1W	AC 220-240V	14	24/36	900	2700	Yes	40000	Ø85*76	Ø70	A	
M75-14T-827-24/36+MA2W	AC 220-240V	14	24/36	900	2700	Yes	40000	Ø105*95	Ø90	A	
M75-14T-827-24/36+MF1W	AC 220-240V	14	24/36	900	2700	Yes	40000	Ø100*103	Ø90	A	

* DALI, 0-10V and Phase dimming are optional.

HotLED Downlight



The BILLILUX LED HotLED downlight has very good anti glare performance which creates visual comfort.

Very good dimming function complying with LUTRON system. The BILLILUX HotLED downlight is perfect for hotel application.

Deliver excellent light output up to 600lm with just 10W power consumption

- Very good heat dissipation design
- Reflector are changable
- Long lifetime up to 40000 hours.

Downlight Series



2700K 40 000hrs

Model No.	Input Voltage(V)	Wattage (W)	Max. Luminous Intensity (cd)	Beam Angle (°)	Luminous Flux (lm)	Colour Temp.(K)	Dimmable	Rated Life (hrs)	Dimension (mm)	Cut out (mm)	Energy Label	Product Photo
H3D-10D-827-24	AC 220-240V	10	2500	24	600	2700	yes	40000	Ø110*117	Ø95	A	
H4D-18D-827-24	AC 220-240V	18	5000	24	1100	2700	yes	40000	Ø140*153	Ø120	A	
H5D-25D-827-15	AC 220-240V	25	10000	15	1500	2700	yes	40000	Ø160*155	Ø140	A	
H3D-10T-827-24	AC 220-240V	10	2500	24	600	2700	No	40000	Ø110*117	Ø95	A	
H4D-18T-827-24	AC 220-240V	18	5000	24	1100	2700	No	40000	Ø140*153	Ø120	A	
H5D-25T-827-15	AC 220-240V	25	10000	15	1500	2700	No	40000	Ø160*155	Ø140	A	

* Phase dimmable and 1-10V dimmable version are optional

Honor series Downlight 90°



The BILLILUX Honor series Downlight has high quality performance and long lifetime. IP44 After installation. Protect LED from dust and moisture in application space

- Thermally engineered heatsink is robust and offers cooler operation
- High quality SMD LED inside, high performance.
- 40000 hours lifetime
- 3 years guarantee

Downlight Series



2700K 40 000hrs

Model No.	Input Voltage(V)	Wattage (W)	Beam Angle (°)	Luminous Flux (lm)	Colour Temp.(K)	Dimmable	Rated Life (hrs)	Dimension (mm)	Cut out(mm)	Energy Label	Product Photo
O3F-10T-830-90	AC 220-240V	10	90	900	3000	No	40000	Ø110*53	Ø90	A	
O4F-15T-830-90	AC 220-240V	15	90	1300	3000	No	40000	Ø145*69	Ø125	A	
O6F-28T-830-90	AC 220-240V	28	90	2500	3000	No	40000	Ø190*86	Ø170	A	
O8F-38T-830-90	AC 220-240V	38	90	3000	3000	No	40000	Ø230*99	Ø205	A	

* Phase dimmable and 1-10V dimmable version are optional

Honor series Downlight 40°/60°



The BILLILUX Honor series Downlight has high quality performance and long lifetime. IP44 After installation. Protect LED from dust and moisture in application space

- Thermally engineered heatsink is robust and offers cooler operation
- High quality COB inside, high performance
- Big cut-off reflector creates visual comfort, and generates medium beam, glare cut-off angle 45°
- Narrow and Medium beam options for different application
- 40000 hours lifetime
- 3 years guarantee

Downlight Series



1



2



3



4



2700K



40 000hrs

Model No.	Input Voltage(V)	Wattage (W)	Beam Angle (°)	Luminous Flux (lm)	Colour Temp.(K)	Dimmable	Rated Life (hrs)	Dimension (mm)	Cut out(mm)	Energy Label	Product Photo
O3D-10T-830-40/60	AC 220-240V	10	40/60	600	3000	No	40000	Ø110*53	Ø90	A	
O4D-15T-830-40/60	AC 220-240V	15	40/60	900	3000	No	40000	Ø145*69	Ø125	A	
O6D-28T-830-40/60	AC 220-240V	28	40/60	1800	3000	No	40000	Ø190*86	Ø170	A	
O8D-38T-830-40/60	AC 220-240V	38	40/60	2600	3000	No	40000	Ø230*99	Ø205	A	

* Phase dimmable and 1-10V dimmable version are optional

PRO series Downlight 100°



The BILLILUX PRO series Downlight has high quality performance and economic cost.

- Die-cast heatsink
- High quality SMD LED inside, high performance and economic cost
- 40000 hours lifetime
- 3 years guarantee

Downlight Series



2700K 40 000hrs

Model No.	Input Voltage(V)	Wattage (W)	Beam Angle (°)	Luminous Flux (lm)	Colour Temp.(K)	Dimmable	Rated Life (hrs)	Dimension (mm)	Cut out(mm)	Energy Label	Product Photo
P4F-15T-830-100	AC 220-240V	15	100	1200	3000	No	40000	Ø145*65	Ø125	A	
P6F-25T-830-100	AC 220-240V	25	100	2000	3000	No	40000	Ø195*80	Ø170	A	
P8F-35T-830-100	AC 220-240V	35	100	2800	3000	No	40000	Ø230*85	Ø205	A	

* Phase dimmable and 1-10V dimmable version are optional

PRO series Downlight 60°



The BILLILUX PRO series Downlight has high quality performance and economic cost.

- High quality COB inside, high performance and economic cost
- Big cut-off reflector creates visual comfort, and generates medium beam.
- 40000 hours lifetime
- 3 years guarantee

Downlight Series



2700K 40 000hrs

Model No.	Input Voltage(V)	Wattage (W)	Beam Angle (°)	Luminous Flux (lm)	Colour Temp.(K)	Dimmable	Rated Life (hrs)	Dimension (mm)	Cut out(mm)	Energy Label	Product Photo
P4D-15T-830-60	AC 220-240V	15	100	1000	3000	No	40000	Ø145*65	Ø125	A	
P6D-25T-830-60	AC 220-240V	25	100	1800	3000	No	40000	Ø195*80	Ø170	A	
P8D-35T-830-60	AC 220-240V	35	100	2500	3000	No	40000	Ø230*85	Ø205	A	

* Phase dimmable and 1-10V dimmable version are optional

ECOWHITE Downlight 90°



The ECOWHITE series Downlight has high cost performance. Easy to install with integrated driver.

- Die-cast heatsink is robust and offers cooler operation
- High quality SMD LED inside, high performance and economic cost
- 25000 hours lifetime

Downlight Series



2700K 40 000hrs

Model No.	Input Voltage(V)	Wattage (W)	Beam Angle (°)	Luminous Flux (lm)	Colour Temp.(K)	Dimmable	Rated Life (hrs)	Dimension (mm)	Cut out(mm)	Energy Label	Product Photo
E2F-06T-830-90	AC 220-240V	6	90	600	3000	No	25000	Ø98*60	Ø85	A	
E3F-10T-830-90	AC 220-240V	10	90	1000	3000	No	25000	Ø122*60	Ø95	A	
E4F-13T-830-90	AC 220-240V	13	90	1300	3000	No	25000	Ø142*85	Ø120	A	
E5F-18T-830-90	AC 220-240V	18	90	1800	3000	No	25000	Ø175*100	Ø150	A	
E6F-22T-830-90	AC 220-240V	22	90	2200	3000	No	25000	Ø195*105	Ø170	A	

* Phase dimmable and 1-10V dimmable version are optional

Surface Mounted Downlight



The BILLILUX Surface Mounted Downlight has high quality performance and long lifetime.

- Thermally engineered heatsink is robust and offers cooler operation
- High quality COB LED inside, high performance.
- 40000 hours lifetime
- 3 years guarantee

Downlight Series



1



2



3



4



2700K



40 000hrs

Model No.	Input Voltage(V)	Wattage (W)	Beam Angle (°)	Luminous Flux (lm)	Colour Temp.(K)	Dimmable	Rated Life (hrs)	Dimension (mm)	Energy Label	Product Photo
C3R-15T-830-60	AC 220-240V	15	60	1000	3000	No	40000	Ø115*155	A	
C4R-20T-830-60	AC 220-240V	20	60	1300	3000	No	40000	Ø137*115	A	
C6R-25T-830-60	AC 220-240V	25	60	1800	3000	No	40000	Ø169*139	A	
C8R-30T-830-60	AC 220-240V	30	60	2000	3000	No	40000	Ø200*139	A	

* Phase dimmable and 1-10V dimmable version are optional

PRO Flood light



The BILLILUX PRO series LED Flood has the slim profile. Convenient to transportation and installation.

Deliver excellent light output up to 2200lm with just 30W power consumption

- Different power(10w,30w,50w,100w,150w)options available for different applications
- Very good heat dissipation design
- Waterproof with IP65
- 3 years guarantee

Flood Light Series



2700K 40 000hrs

Model No.	Input Voltage(V)	Wattage (W)	Beam Angle (°)	Luminous Flux (lm)	Colour Temp.(K)	Dimmable	Rated Life (hrs)	Dimension (mm)	Weight (g)	Energy Label	Product Photo
FP-10T-860-90	AC 220-240V	10	90	700	6000	No	25000	130*96*30mm	340	A	
FP-30T-860-90	AC 220-240V	30	90	2200	6000	No	25000	200*135*38mm	740	A	
FP-50T-860-90	AC 220-240V	50	90	4000	6000	No	25000	250*160*50mm	1190	A	
FP-100T-860-90	AC 220-240V	100	90	8000	6000	No	25000	300*205*60mm	2060	A	
FP-150T-860-90	AC 220-240V	150	90	12000	6000	No	25000	360*237*75mm	3310	A	

* Phase dimmable and 1-10V dimmable version are optional

EVO Flood light



The BILLILUX EVO series LED Flood light has the ultra slim profile and light weight. Convinent to transportation and installation.

- Deliver excellent light output up to 2400lm with just 30W power consumption
- Different power(20W,30W,50W)options available for different applications
- Very good heat dissapation design
- Waterproof with IP65
- 3 years guarantee

Flood Light Series



1



2



3



2700K



40 000hrs

Model No.	Input Voltage(V)	Wattage (W)	Beam Angle (°)	Luminous Flux (lm)	Colour Temp.(K)	Dimmable	Rated Life (hrs)	Dimension (mm)	Weight (g)	Energy Label	Product Photo
FE-20T-860-60	AC 220-240V	20	60	1600	6000	No	25000	149*111*36mm	190	A	
FE-30T-860-60	AC 220-240V	30	60	2400	6000	No	25000	193*143*36mm	260	A	
FE-50T-860-600	AC 220-240V	50	60	40000	6000	No	25000	271*203*36mm	380	A	

* Phase dimmable and 1-10V dimmable version are optional

LED AR111



The BILLILUX LED AR111 is a perfect for 50W and 75W halogen lamps. Offering the same high quality light intensity and colour rendering of traditional AR111 spotlights, but with no UV or IR light radiation or residual glare, the BILLILUX LED AR111 is ideal for retail application.

Very good thermal conductive heat sink design.

- Lens cover design makes maintenance easy
- Different beam angle(10°,24°,38°)options available for different applications
- High compatibility: works with most halogen transformers

AR111 Series




AR111 With external Driver

Model No.	Input Voltage(V)	Wattage (W)	Max. Luminous Intensity (cd)	Beam Angle (°)	Luminous Flux (lm)	Colour Temp.(K)	Rated Life (hrs)	Dimension (mm)	Energy Label	Product Photo
50W Metal Halid Replacement										
AR111-11P-827-10	AC/DC 12V	11	12000	10	550	2700	35000	Ø111*58	A	1 2
AR111-11P-827-24	AC/DC 12V	11	3000	24	600	2700	35000	Ø111*58	A	1 2
AR111-11P-827-36	AC/DC 12V	11	1200	36	600	2700	35000	Ø111*58	A	1 2
75W Metal Halid Replacemen										
AR111-15P-827-10	AC/DC 12V	15	16000	10	550	2700	25000	Ø111*58	A	1 2 3
AR111-15P-827-24	AC/DC 12V	15	5000	24	600	2700	25000	Ø111*58	A	1 2 3
AR111-15P-827-36	AC/DC 12V	15	2000	36	600	2700	25000	Ø111*58	A	1 2 3

* Phase dimmable and 1-10V dimmable version are optional

LED AR111 with external driver



LED AR111 with external driver

The BILLILUX LED AR111 with external driver is a perfect for 20W and 35W Metal Halide lamps. Offering the same high quality light intensity and colour rendering of traditional Metal Halide spotlights, but with no UV or IR light radiation or residual glare, the BILLILUX LED AR111 is ideal for retail application.

Very good thermal conductive heat sink design.

- Different beam angle(15°,24°,38°)options available for different applications

AR111 Series



2700K



G53




25 000hrs

AR111 With external Driver

Model No.	Input Voltage(V)	Wattage (W)	Max. Luminous Intensity (cd)	Beam Angle (°)	Luminous Flux (lm)	Colour Temp.(K)	Rated Life (hrs)	Dimension (mm)	Energy Label	Product Photo
20W Metal Halid Replacement										
AR111-18T-827-36	AC220-240V	18	2800	36	1100	2700	25000	Ø111*58	A	
25W Metal Halid Replacemen										
AR111-25T-827-15	AC220-240V	25	12000	15	1500	2700	25000	Ø111*68	A	
AR111-25T-827-24	AC220-240V	25	8000	24	1500	2700	25000	Ø111*68	A	
AR111-25T-827-36	AC220-240V	25	4000	36	1500	2700	25000	Ø111*68	A	

* Phase dimmable and 1-10V dimmable version are optional

LED PAR20 PAR30 PAR38



The BILLILUX LED PAR20 PAR30 PAR38 has the same compact profile as the halogen lamps and delivers perfect lighting performance providing a replacement for halogen lamps.

True replacement for halogen PAR20, PAR30, PAR38

- Deliver excellent light output
- Different beam angle(12°, 24°)options available for different applications
- Very good heat dissipation design


PAR Light Series



Model No.	Input Voltage(V)	Wattage (W)	Max. Luminous Intensity (cd)	Beam Angle (°)	Luminous Flux (lm)	Colour Temp.(K)	CRI	Rated Life (hrs)	Length (mm)	Energy Label	Product Photo
PAR20-8D-827-36	AC 220-240V	8	1200	36	600	2700	80	25000	Ø64x95	A	
PAR30-18D-827-36	AC 220-240V	18	2500	36	1200	2700	80	25000	Ø95x115	A	
PAR30-18T-827-36	AC 220-240V	18	2500	36	1200	2700	80	25000	Ø95x115	A	
PAR38-25D-827-36	AC 220-240V	25	3200	36	1500	2700	80	25000	Ø124x132	A	

* Phase dimmable and 1-10V dimmable version are optional

LED PAR16



The BILLILUX LED PAR16 has the same profile as the halogen PAR16 and delivers excellent light, providing a replacement for halogen.

- Replacement for 35W ,50W and 75w alogen PAR16.
- Deliver excellent light output up to 500lm with just 7W power consumption
- Different beam angle(24°, 38°)options available
- Very good heat dissapation design

PAR16 Series



Model No.	Input Voltage(V)	Wattage (W)	Max. Luminous Intensity (cd)	Beam Angle (°)	Luminous Flux (lm)	Colour Temp.(K)	CRI	Dimmable	Rated Life (hrs)	Length (mm)	Energy Label	Product Photo
GU10-4T-827-36	AC 220-240V	4	560	36	280	2700	80	No	25000	53	A	
GU10-5T-827-36	AC 220-240V	5	800	36	380	2700	80	No	25000	56	A	
GU10-7T-827-36	AC 220-240V	7	1000	36	500	2700	80	No	25000	56	A	
GU10-6T-827-36	AC 220-240V	6	700	36	350	2700	80/95	No	35000	58	A	
GU10-6D-827-36	AC 220-240V	6	700	36	350	2700	80/95	100-10%	35000	58	A	
GU10-6T-827-24	AC 220-240V	6	1100	24	350	2700	80/95	No	35000	58	A	
GU10-6D-827-24	AC 220-240V	6	1100	24	350	2700	80/95	100-10%	35000	58	A	
GU10-8T-827-36	AC 220-240V	8	1100	36	550	2700	80	No	25000	58	A	
GU10-8D-827-36	AC 220-240V	8	1100	36	550	2700	80	100-10%	25000	58	A	
GU10-8T-827-24	AC 220-240V	8	2200	24	550	2700	80	No	25000	58	A	
GU10-8D-827-24	AC 220-240V	8	2200	24	550	2700	80	100-10%	25000	58	A	

* Phase dimmable and 1-10V dimmable version are optional

LED MR16



The BILLILUX LED MR16 is a perfect replacement for 20W, 35W and 50W halogen lamps. Offering the same high quality light performance of traditional MR16 Halogen spotlights.

Very good thermal conductive heat sink design.

- Lens or Glass cover design makes maintenance easy
- Different beam angle(,24°,38°)options available for different applications
- High compatibility: works with most halogen transformers

MR16 Series



1



2



3



2700K



GU5.3



25 000hrs

Model No.	Input Voltage(V)	Wattage (W)	Max. Luminous Intensity (cd)	Beam Angle (°)	Luminous Flux (lm)	Colour Temp.(K)	CRI	Rated Life (hrs)	Length (mm)	Energy Label	Product Photo
MR16-4P-827-36	AC/DC12V	4	560	36	280	2700	80	25000	46	A	
MR16-5P-827-36	AC/DC12V	5	1000	36	380	2700	80	25000	53	A	
MR16-7P-827-36	AC/DC12V	7	1000	36	500	2700	80	25000	53	A	
MR16-8P-827-36	AC/DC12V	7.5	1100	36	550	2700	80/95	25000	50	A	
MR16-8P-827-24	AC/DC12V	7.5	1200	24	550	2700	80/95	25000	50	A	

* Phase dimmable and 1-10V dimmable version are optional

LED MR11



The BILLILUX LED MR11 has the same compact profile as the halogen MR11.

True replacement for 20W halogen MR11.

- Deliver excellent light output up to 200lm with just 3W power consumption
- Very good heat dissipation design

LED Cabinet lamp

The BILLILUX LED Cabinet lamp has very compact profile with the height only 17mm.

- Very good heat dissipation design
- Be conneted 3 to 6 lamps with one driver.

MR11 Series



1



2



3



4



2700K



GU4



25 000hrs

Model No.	Input Voltage(V)	Wattage (W)	Max. Luminous Intensity (cd)	Beam Angle (°)	Luminous Flux (lm)	Colour Temp.(K)	CRI	Rated Life (hrs)	Length (mm)	Energy Label	Product Photo
Cabinet-3T-827-24	AC/DC 12V	3x(3-6)	900	24	230x(3-6)	2700	80	25000	Ø75x17	A	1 2 3
MR11-3P-827-24	AC/DC 12V	3	750	24	180	2700	80	25000	Ø35x35	A	4

* Phase dimmable and 1-10V dimmable version are optional



Address: 3/F, A4 Building, Fuwei Second Industry Park, Xia Shiwei Road Fuyong Town, Bao An District
Shenzhen Guangdong, P. R. China

Web: www.billilux.com E-mail: info@billilux.com

Tel: +86(755)27353696